



At Home Learning Resources

PreKindergarten - Week 4

LOWELL PUBLIC SCHOOLS


Grab and Go Meals

Available for Lowell Public Schools Students on Weekdays While School is Closed

Butler (12:45 - 1:30pm) 1140 Gorham St.	Murkland (12:45 - 1:15pm) 350 Adams St.
Greenhalge (10:30 - 11:15am) 149 Ennell St.	Pawtucketville (12 - 12:30pm) 425 West Meadow Rd.
Lincoln (1:30 - 2pm) 300 Chelmsford St.	Robinson (11:30 - 11:45am) 110 June St.
Moody (12 - 12:30pm) 158 Rogers St.	STEM Academy (10:30am - 1pm) 43 Highland St. <i>Meal service at South St. entrance</i>
NEW: Morey (12 - 12:30pm) 130 Pine St.	NEW: Stoklosa (11 - 11:30am) 560 Broadway St.
NEW: Westminster Village Apartments (12.45 - 1:15pm) 1307 Pawtucket Blvd.	

When you pick up that day's lunch, you can also pick up breakfast for the next morning.

These are activities for children and their families to promote early learning at home.



In a Small, Small Pond by Denise Fleming

Activities around Read Aloud

In the Small, Small Pond English <https://youtu.be/Qsx0WxfNWOW>

In the Small, Small Pond Spanish <https://youtu.be/7aJ6T3oDUNA>

In the Small, Small Pond Pashto <https://youtu.be/AN7dmdk5Y6o>

Physical Activity and Movement:

Take a walk and look for signs of springs. Talk about what you see, hear, feel, or smell. Look for signs that spring is here.

Cosmic Kids Yoga: Be the Pond

<https://www.youtube.com/watch?v=wf5K3pP2IUQ>

Cosmic Kids Yoga Adventure: Squish the Fish

<https://www.youtube.com/watch?v=LhYtcadR9nw>

Science:

Adopt a tree - Visit a neighborhood tree and notice everything about it – the pattern of the bark, the shape of the leaves, etc. Visit regularly and note the differences. Take photos, draw pictures, and write down what your child says.

Music and Songs:

Let's Go Swimming: <https://www.youtube.com/watch?v=Cg-wnQKRHTs&feature=youtu.be>

Listen to Raffi singing "Down by the Bay": <https://www.youtube.com/watch?v=-CSxGHve60E>

Make up your own verses to Raffi's Song "Down by the Bay" – Practice making rhymes (lyrics attached)

Learn a song together - Did You Ever Go Fishing:

<https://www.youtube.com/watch?v=Wa4rMNghtVg>

Language and Literacy:

Make a book about spring – Draw pictures of things you saw, heard, smelled or felt on your walk through your neighborhood. If you cannot go outdoors, encourage your child to make predictions about what signs of spring might be found in your neighborhood. Encourage your child to try writing his/her own

words. If they want you to write the words, write what they say and read it back to them pointing to each word as you read it.

Make your own ABC Book – Write the letter of the alphabet in the upper left hand corner and ask your child to draw a picture of something that starts with each letter of the alphabet book. You can create a theme book or a few letters each day.

Cooking Clay – reading recipe and following directions



Cook Together

Use Baking soda, cornstarch, and food coloring

1. Put 2 cups baking soda, 1 cup of cornstarch and 1 ¼ cups of water into a pot.
2. Ask adult to cook the mixture over medium heat, stirring until it looks like mash potatoes,
3. Let the clay cool. Divide it into 4 pieces. Add food coloring and knead it until smooth.

Make homemade clay: <https://www.highlightskids.com/activities/crafts/make-homemade-clay>

Pond Play – Use the Pond Play Template to play a listening game with your child.

1. Ask child to color template and cut out ducks.
2. Use the template to play a listening game.
3. Take turns listening to and using positional words. For example, “Put the duck *above* the frog.” or “Put the duck *in* the water.” Use positional words such as – on, in, behind, above, next to, between, below, beside, over, under, near, and far to place ducklings on the template.

Indoor or Outdoor Picnic – Throw a blanket on the floor, balcony, or yard and eat lunch. Ask your child to tell you a story.

Fun and Games:

Hidden Pictures – Highlights for Kids <https://www.highlightskids.com/games/my-first-hidden-pictures/singing-together>

Down By the Bay by Raffi

Down by the bay, where the watermelons grow. Back to my home, I dare not go.
For if I do my mother will say... “Did you ever see a **goose** kissing a **moose**?

Down by the bay.

Down by the bay, where the watermelons grow. Back to my home, I dare not go.
For if I do my mother will say... “Did you ever see a **whale** kissing a **Poke-a-dot tail**?

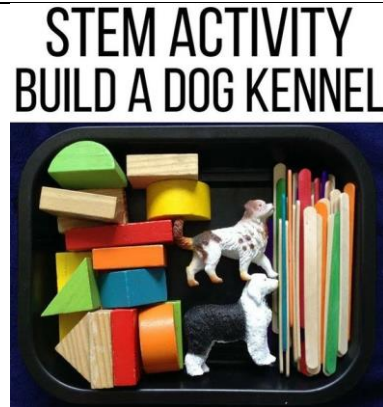
Down by the bay.

Down by the bay, where the watermelons grow. Back to my home, I dare not go.
For if I do my mother will say... “Did you ever see a **fly** kissing a **tie**?


Creative Arts
Activities



Science
and Technology



Mathematics



Name _____

Phonics Words
B1 and B2

Listen for directions.

Pond Play




Illustration by [unreadable]



I Love My Hair by Natasha Anastasia Tarpley

<https://youtu.be/VUorjTZwl-o> I Love My Hair by Natasha Anastasia



Music and Songs:

Sesame Street: I love my hair <https://www.youtube.com/watch?v=enpFde5rgmw>

Pretend Play - Set up your own hair salon. Make pretend money using paper. Children can use the attached appointment schedule to record customer's name, hairstyle, and stylist. Great opportunity to practice name writing.

Spend time styling one another's hair or use a favorite doll to practice combing, braiding, styling, or putting in hair barrettes.

Make paper beads -

1. Cut your **paper** so that you have a wide end leading to a pointy end.
2. You will end up with long, triangular strips.
3. Paint glue onto one side of your triangular strip of **paper**.
4. Curl the wide end of your triangular strip around a pencil. ...
5. Lay your **beads** on baking **paper** to dry.
6. Use the bead to make a bracelets, necklaces or to decorate hair styles.



Creative Arts:

Use found materials around the house (yarn, fabric, newspaper, and paper bags) to make a self portrait sculpture.

Language and Literacy:

Draw a self-portrait. Encourage your child to tell you what makes him or her special. Ask your child to write his name at the bottom of the page and date it so you can reflect on your child's growth in weeks to come.



Make a family tree. Draw a "tree" on a large piece of paper or an opened paper grocery bag. Use photos or drawings of each family member to attach to the tree.

Social Emotional Learning:

Use the “All About Me” sorting template to discuss with your child what they are missing about school and enjoying about being home.

“My Name is” template – Ask your child to color in the template. Ask your child the questions and write his/her responses. Focus on having back and forth exchanges with your child, your serve and return conversations matter. You can help build your child’s brain by following five steps for serve and return conversation. Parent’s - if interested visit:

<https://developingchild.harvard.edu/resources/5-steps-for-brain-building-serve-and-return/>

Watch and Discuss Social Distancing Video with Child

https://www.youtube.com/watch?v=DA_SsZFYw0w&feature=youtu.be&fbclid=IwAR3j9jWWc4giiMknZB7vLVxLxyXSxXT1wldqM-AMcflNDphmdr2m27TZ-b8

Routines: Children thrive on routines.

1. Create and Maintain Routines

Create a structure for your day. Breakfast, followed by clean up and an activity time together, some independent free play, lunch, rest, and another activity time followed by more independent free play. Include reading books, daily household chores that children can help with like preparing meals, laundry, and cleaning as part of the day.

Give children special jobs around the house and include them in the care of the environment. This could include watering plants, feeding pets, doing dishes, sorting and folding laundry, etc.

Many families are balancing their role as a parent with their work responsibilities. Do what you can. Be present with your children when you are able. Your child will benefit from you modeling what they can do, so providing options to your child for what they can do when you need to focus on other tasks is helpful and sets preschoolers up for success. You can play with legos or blocks or draw. This lets your child know what they can do rather than what they cannot do. Focus on the positive and provide them with positive feedback. E.g. “I like the way you used your legos to create a house for your dogs.” Positive feedback promotes positive behavior. Encourage conversations around positive behavior. E.g. “Can you tell me about how you did that?”

2. Play and Physical Activity ARE Learning:

Get outside as much as you can.

If stuck inside, building forts out of cushions and sheets makes a great place to play.

Kids love dressing up in your clothes, playing house with baby dolls and plastic dishes, and playing in water at the sink and in the bath.

Put on music and dance, or find a yoga or exercise video.

3. Make Time for Quiet Activities

Build a quiet time into your day, perhaps after lunch. This can be a time for children to rest, look at books or listen to music. It is a good reset for the day (a great time to visit LPS website for a read aloud).

4. Minimize Screen Time

Select times of day for appropriate content for children (see our links).
Children learn best through human interaction.

Mathematics:

Have your child help set the table with one napkin, cup, etc. at each place setting.
Sort laundry together. Match socks with one another, and then sort clothes by family member.

Games and fun:

Play “What’s Different?”- Change something about your appearance (ex. take off a shoe) and have your child guess what’s different or find something that’s the same. Take turns guessing.

Play “X Ray Vision”- Line up number cards 1-10 facing child. Turn them over point to one and ask child to guess what number it is? Ask your child, “How did you, know?” Ask child to state the number before and after the hidden number. (Number cards are found in Week 3 Modules)



afro



long



spiky



wavy



Salon Services



Hair

-Shampoo \$1

-Cut \$2

-Color \$3

-Style \$2

Manicure \$2

Makeup \$3



Appointments

Customer name	Stylist name	Hair style

Self-portrait

I am special! I am special, as special can be. No one in the world is just like me!

I am special because _____.

Write your name here

Date:



Name _____

All About Me Sorting

Directions: Cut and paste the pictures in the correct box.



At
Home



At
School



My name is:

I AM
YEARS
OLD

I am from

This is my family

WHEN
I GROW UP



THIS YEAR I WANT TO LEARN

I like to play